

# Catalog spatii publicitare disponibile Aeroport International Maramures

## Legenda Spatii publicitare

TPP	TERMINAL PLECARI PARTER
TPE	TERMINAL PLECARI ETAJ
SO	SALON OFICIAL
TS	TERMINAL SOSIRI
BB	ZONA ASTEPTARE BAGAJE
TPI	TERMINAL PLECARE INTRARE
TPE	TERMINAL PLECARE EXTERIOR
TB	TAVA BAGAJE
SP	SCAUNE PASAGERI

## Terminal Plecari – Etaj 0



cod	latime (cm)	inaltime(cm)	dimensiune totala (m2)
TPP_05	450	200	9



cod	latime (cm)	inaltime(cm)	dimensiune totala (m2)
TPP_06	400	100	4



cod	latime (cm)	inaltime(cm)	dimensione totale (m2)
TPP_07	650	150	9,75



cod	latime (cm)	inaltime(cm)	#pereti	dimensione totale (m2)
TPP_08	55	270	2	2,97
TPP_09	135	270	2	7,29



cod	latime (cm)	inaltime(cm)	#pereti	dimensiune totala (m2)
TPP_10	55	270	2	2,97
TPP_11	135	270	2	7,29



Stalp 1:

cod	latime (cm)	inaltime(cm)	#pereti	dimensiune totala (m2)	
TPP_12	60	270	4	6,48	min
		400		9,6	max

Stalp 2:

cod	latime (cm)	inaltime(cm)	#pereti	dimensiune totala (m2)	
TPP_13	60	270	4	6,48	min
		400		9,6	max

## Terminal Plecari Etaj– Etaj 1



cod	latime (cm)	inaltime(cm)	dimensiune totala (m2)
TPE_01	310	127	3,94



cod	latime (cm)	inaltime(cm)	#laturi	dimensiune totala (m2)
TPE_02	60	110	4	2,64



cod	latime (cm)	inaltime(cm)	dimensione totale (m2)
TPE_03	300	130	3,9



cod	latime (cm)	inaltime(cm)	dimensione totale (m2)
TPE_04	350	100	3,5





cod	latime (cm)	inaltime(cm)	dimensione totale (m2)
TPE_05	200	200	4



cod	latime (m)	inaltime(cm)	dimensione totale (m2)
TP_06	20,5	130	26,65



cod	latime (m)	inaltime(cm)	dimensione totale (m2)
TPE_07	15	90	13,5



cod	latime (cm)	inaltime(cm)	dimensiune totala (m2)
TPE_08	280	320	8,96
TPE_09	250	320	8



cod	latime (cm)	inaltime(cm)	dimensiune totala (m2)
TPP_01	180	100	1,8

## Salon Oficial



cod	latime (cm)	inaltime(cm)	dimensiune totala (m2)
SO_01	160	95	1,52
SO_02	160	95	1,52
SO_03	160	95	1,52
SO_04	160	95	1,52
SO_05	160	190	3,04
SO_06	160	190	3,04
SO_07	160	190	3,04
SO_08	160	190	3,04



cod	latime (cm)	inaltime(cm)	dimensiune totala (m2)	
TS_01	600	60	3,6	

cod	latime (cm)	inaltime(cm)	dimensiune totala (m2)	
TS_02	600	60	3,6	



cod	latime (cm)	inaltime(cm)	dimensione totale (m2)
TS_03	115	210	2,42
TS_04	115	130	1,50
TS_05	175	130	2,28



cod	latime (cm)	inaltime(cm)	#geamuri	dimensiune totala (m2)
TS_06	100	210	3	6,3
TS_07	80	210	1	1,68
TS_08	85	210	1	1,79



cod	latime (cm)	inaltime(cm)	dimensione totale (m2)
TS_10	50	300	1,5






cod	latime (cm)	inaltime(cm)	dimensiune totala (m2)
TS_11	480	200	9,6




cod	latime (cm)	inaltime(cm)	dimensiune totala (m2)
TS_12	1200	300	36

## BANDA BAGAJE\_TERMINAL SOSIRI



cod	latime (cm)	inaltime(cm)	dimensiune totala (m2)
BB_03	400	200	



cod	latime (cm)	inaltime(cm)	dimensiune totala (m2)
BB_04	400	170	6,8



cod	latime (cm)	inaltime(cm)	dimensiune totala (m2)
BB_05	1000	300	30



cod	Numarul	latime (cm)	inaltime(cm)	dimensiune totala (m2)
BB_06	1	150	150	2,25
BB_07	2	200	300	6



cod	latime (cm)	inaltime(cm)	dimensiune totala (m2)
BB_08	200	200	4

## TERMINAL PLECARI EXTERIOR



Cod	latime (cm)	inaltime(cm)	#geamuri	dimensiune (m2)
TPE_01	140	210	3	8,82
TPE_02	140	140	4	7,84



Cod	latime (cm)	inaltime(cm)	#geamuri	dimensiune (m2)
TPE_03	140	210	2	5,88
TPE_04	60	210	1	1,26
TPE_05	140	140	2	3,92
TPE_06	115	140	2	3,22



Cod	latime (cm)	inaltime(cm)	#geamuri	dimensiune (m2)
TPE_07	127	210	4	10,67
TPE_08	127	140	4	7,11



Cod	latime (cm)	inaltime(cm)	#geamuri	dimensiune (m2)
TPE_09	173	210	2	7,27





Cod	latime (cm)	inaltime(cm)	#geamuri	dimensiune (m2)
TPE_10	127	210	4	10,67
TPE_11	127	140	4	7,11



Cod	latime (cm)	inaltime(cm)	#geamuri	dimensiune (m2)
TPE_12	117	210	4	9,83
TPE_13	117	140	4	6,55



Cod	latime (cm)	inaltime(cm)	#geamuri	dimensiune (m2)
TPE_15	140	140	1	1,96



Cod	latime (cm)	inaltime(cm)	dimensiune (m2)
TPE_16	550	450	24,75


## TERMINAL PLACARI INTRARE




cod	latime (cm)	inaltime(cm)	dimensiune totala (m2)
TPI_01	590	250	14,75



cod	latime (cm)	inaltime(cm)	dimensione totale (m2)
TPI_02	640	350	22,4



cod	latime (cm)	inaltime(m)	dimensiune totala (m2)
TPI_03	510	1	5,1



cod	latime (m)	inaltime(m)	dimensiune totala (m2)
TPI_04	3	1	3



cod	latime (m)	inaltime(m)	dimensiune totala (m2)
TP_06	545	2	10,9



## DIVERSE

### 1. SCAUNE PASAGERI



cod	latime (cm)	lungime(cm)	#numar	dimensiune totala (m2)
SP	44	48	50	10,56